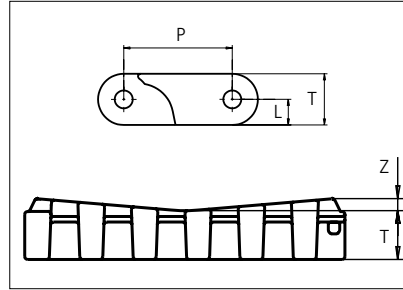



Plastic Modular Belt

Series **uni XLB** Type **M2 V8**



Straight running belt
 Nominal pitch: 63.5 mm (2.50 in)
 Surface type: V8
 Surface opening: Closed
 Backflex radius: 120.0 mm (4.72 in)
 Pin diameter: \varnothing 10 mm (0.39 in)

Belt material & color	POM-D K		mm	in		mm	in
Pin and lock material & color	PA6.6 N PP D		P (Nominal)	63.5	2.50	T	30.0 1.18
			L	15.0	0.59	Z	8.0 0.31

Non standard material and color: See uni Material and Color Overview.

Alternative pin and lock materials: Pin: SS304

Belt width		Permissible tensile force (Belt/pin material)				Belt weight (Belt/pin material)				*Min. No. drive sprocket per shaft	Number of wear strips (Min. No.)	
		POM-D/PA6.6		POM-D/SS		POM-D/PA6.6		POM-D/SS			**Carry (pcs)	**Return (pcs)
mm	in	N	lbf	N	lbf	kg/m	lb/ft	kg/m	lb/ft			
201	7.9	18090	4067	20100	4518	6.8	4.58	8.5	5.71	2	2	2
401	15.8	36104	8116	40115	9018	13.6	9.14	17.0	11.40	3	3	2
601	23.7	54117	12166	60130	13517	20.4	13.70	25.4	17.09	5	5	3
801	31.6	72131	16215	80146	18017	27.2	18.26	33.9	22.78	6	6	3

Additional standard belt widths are available in steps of 201 mm (7.91 in) Additional non-standard belt widths are available in steps of 33.4 mm (1.31 in).

General belt tolerance is +0/-0.4% at 23°C/73°F. For exact belt width contact Customer Service. Non standard belt width on request.

*Max. Load per Drive Sprocket. Belt material: POM-D 12000 N (2698 lbf).

**Max. Spacing between wear strips, Carry: 152 mm (6 in); Return: 304 mm (12 in).

= Single Link

STANDARD

STRAIGHT RUNNING

PITCH 63.5 MM/2.50 IN

Any questions? Please contact us.

Morskate Aandrijvingen BV

Oosterveldsingel 47A
 7558 PJ Hengelo (Ov)
 The Netherlands

NL

T +31 (0)74 - 760 11 11
 info@morskateaandrijvingen.nl
 www.morskateaandrijvingen.nl


DE

T +49 692 - 222 34 95
 info@morskateantriebstechnik.de
 www.morskateantriebstechnik.de

EN

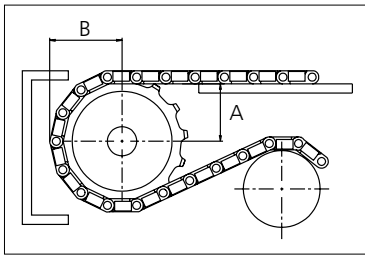
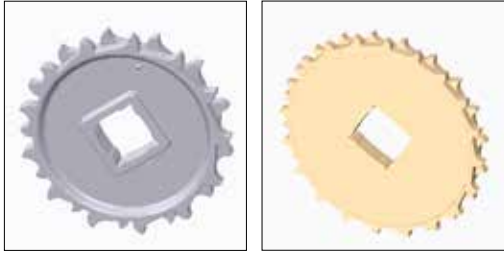
T +31 (0)74 - 760 11 11
 info@morskatedrivetechnology.com
 www.morskatedrivetechnology.com

Sprocket

No of teeth	Bore size												Overall diameter		Pitch-diameter		Hub-diameter		A-dimension		B-dimension		Single row/Two way	Double row/Two way	Molded PA6 LG	Machined PA6 
	Pilot Bore	in	0.75	0.78	0.98	1.00	1.18	1.25	1.50	1.57	2.36	2.5														
	mm	19.1	20.0	25.0	25.4	30.0	31.8	38.1	40.0	60.0	63.5	90.0	mm	in	mm	in	mm	in	mm	in	Molded	Machined				
Z10	x							■	■	■	■	■	204.3	8.04	205.5	8.09	100.0	3.94	82.7	3.26	117.8	4.64		x	x	
Z13	x							■	■	■	■	■	264.4	10.41	265.4	10.45	150.0	5.91	113.8	4.48	147.7	5.81		x	x	
Z15	x							■	■	■	■	■	306.0	12.05	305.4	12.02	150.0	5.91	134.4	5.29	167.7	6.60		x	x	
Z20	x							■	■	■	■	■	408.0	16.06	406.0	15.98	360.0	14.07	185.5	7.30	218	8.58		x		x

■ Molded sprocket

■ Machined sprocket



Other sprocket sizes are available upon request.
 Two-part sprocket are available upon request.
 Round bores are always delivered with keyway.
 Other bore sizes are available upon request.
 uni Retainer Rings: See uni Retainer Ring data sheet
 Width of tooth = 16.0 mm (0.63 in)
 Width of sprocket = 33.0 mm (1.30 in)

Max load per sprocket shown does not take bore size into account.
 Please also ensure that sufficient size shaft is chosen for corresponding load.

For correct sprocket position: See uni Assembly Instructions for uni XLB.
 For more detailed sprocket information, contact Customer Service.

Non standard material and color: See uni Material and Color Overview.

Any questions? Please contact us.

Morskate Aandrijvingen BV

Oosterveldsingel 47A
 7558 PJ Hengelo (Ov)
 The Netherlands

NL
 T +31 (0)74 - 760 11 11
 info@morskateaandrijvingen.nl
 www.morskateaandrijvingen.nl

DE
 T +49 692 - 222 34 95
 info@morskateantriebstechnik.de
 www.morskateantriebstechnik.de

EN
 T +31 (0)74 - 760 11 11
 info@morskatedrivetechnology.com
 www.morskatedrivetechnology.com